



North Carolina Mental Health & Substance Use Services Workforce Data 2024 Snapshot:

PRESCRIBERS – PHYSICIANS, PHYSICIAN ASSISTANTS, & NURSE PRACTITIONERS SPECIALIZING IN MH/SU SERVICES

3,605
Total MH/SU Prescribers
Active Practice

1,568
MH/SU Physicians

576
MH/SU PAs
Physician Assistants

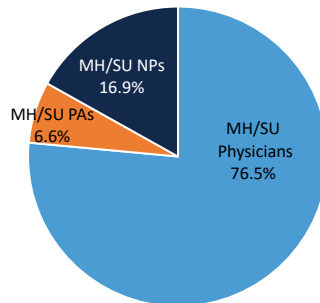
1,461
MH/SU NPs
Nurse Practitioners

The average rate for all MH/SU prescribers in-state was **3.28 per 10,000 population**. By type of prescriber, the average rate was:

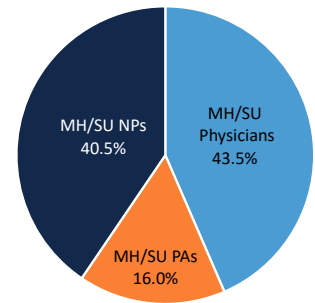
- MH/SU Physicians: 1.43 per 10,000
- MH/SU PAs: 0.52 per 10,000
- MH/SU NPs: 1.33 per 10,000

MH/SU = Mental Health and Substance Use Services

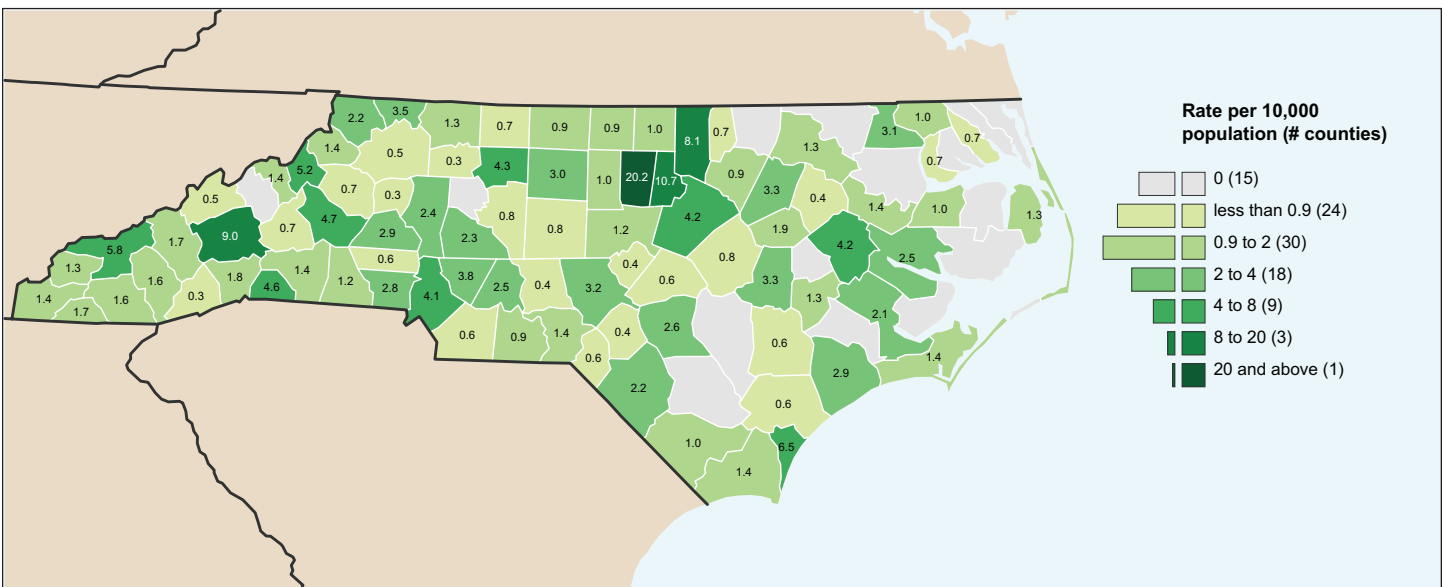
2014



2024

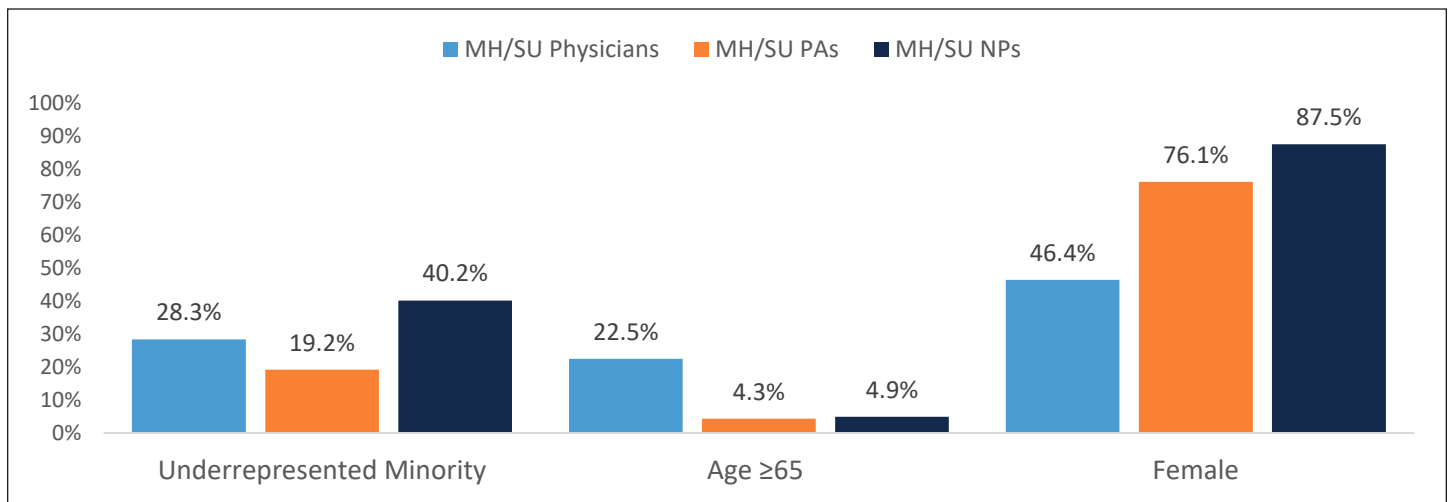


MH/SU Prescribers per 10,000 Population by County, North Carolina, 2024



Source: NCMB and NCBN Licensure Data.

MH/SU Prescribers Workforce Demographics by Licensure Type, 2024

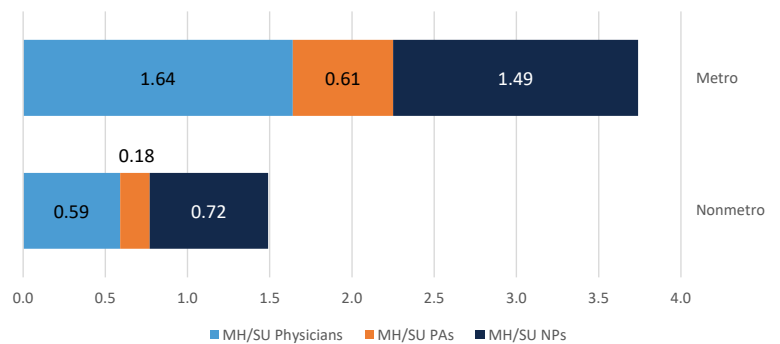


Demographics & Education, 2024

MH/SU prescribers:

- **67.8%** female
- **12.5%** ≥ 65 years
- **30.8%** underrepresented minority
- **30.7%** educated in-state (e.g., medical, PA, & NP), similar to 2014 education in-state (29.8%)

Metro and Nonmetro County Rate per 10k by Licensure Type, 2024



KEY TAKEAWAYS

- Metro counties had 2.5 times the supply of MH/SU prescribers compared to nonmetro areas: **3.74 vs 1.49 per 10k**. Of the MH/SU prescriber types, **NPs had the highest nonmetro rate (0.72)**.
- The MH/SU Physicians workforce trended older than MH/SU PAs and NPs (22.5% ≥ 65 vs 4.9% and 4.3% respectively), while MH/SU NPs had the highest percentage of underrepresented minorities (40.2%).
- The rate of prescribers doubled from 2014 to 2024 (**1.65 to 3.28 per 10k**) driven by an increase in MH/SU NPs (**0.28 to 1.33 per 10k**).



NC DEPARTMENT OF
**HEALTH AND
HUMAN SERVICES**
Division of Mental Health,
Developmental Disabilities and
Substance Use Services

**SHEPS HEALTH
WORKFORCE NC**

This project was supported by the NC Department of Health and Human Services, Division of Mental Health, Developmental Disabilities and Substance Use Services (DMHDDSUS). The information, content and conclusions are those of the authors and should not be construed as the official position or policy of, nor should any endorsements be inferred by DMHDDSUS.

For more information, please find the full report at: <https://nchealthworkforce.unc.edu/projects/mhsu-workforce/>

